

LIFELINE ULTRA-2

The Highest Durability Stain and Finish for Your Home

Lifeline Ultra-2 - the two coat application helps to ensure consistent color development on your walls. From the day that you apply it to the many years of durability that you get from it, this wood stain will distinguish your home.

Protective clear coat of Lifeline Advance Gloss or Satin adds depth and clarity to the wood grain. The smooth surface of the clear coat repels dirt and dust, and makes walls easier to clean when cleaning becomes necessary. Like all Lifeline finishes, it is breathable, waterborne and easy to work with.

Lifeline Ultra-2 is the first component of our two component exterior wood finish system. The second component is a clear topcoat of Lifeline Advance Gloss or Satin. We have found that there are very distinct functional differences between the durability and appearance functions of stains and clear topcoats.

The stain system (Lifeline Ultra-2 and Lifeline Advance) is greater than the sum of its individual components. This is because the formulations of the two components are significantly different. Each is formulated to perform separate but complementary functions to the other.

Lifeline Ultra-2 Colors




Butternut
#854



Autumn Gold
#815



Dark Honey
#822




Wheat
#821



Natural
#880




Dark Natural
#830



Oak
#832



Sequoia
#835





Chestnut
#868





Features and Statistics

- Two-coat water-based wood stain
- Breathable wood finish
- A mechanical resistance to biological growth
- Superior color retention
- Unsurpassed UV protection
- Ease of application
- Water repellency
- Longevity
- [MSDS](#) 
- [LIFELINE Application Guide](#) 

To view and/or print MSDS sheets or labels you need Acrobat Reader. If you don't have Acrobat Reader installed on your computer, [click here](#) for a free download.

| | |
|--------------------------------|---|
| Shelf Life | <ul style="list-style-type: none"> • 1 year |
| Application Temperature | <ul style="list-style-type: none"> • 40° to 90° |
| Application Methods | <ul style="list-style-type: none"> • Airless Sprayer • Brush • Back-brushing required |
| Surface Preparation | <ul style="list-style-type: none"> • Clean and Dry • Free of mold and mildew |

| | |
|-----------------------------|--|
| | <ul style="list-style-type: none"> • Never use steel wool |
| Frequency | <ul style="list-style-type: none"> • Every 4-7 years or more, depends on weather exposure |
| Special Instructions | <ul style="list-style-type: none"> • Must be back-brushed. • Stir every 15 minutes. • Maintain a wet edge to prevent lap marks. • One or two coats LIFELINE ADVANCE required. • Avoid applying in direct sun. |
| Drying Time | <ul style="list-style-type: none"> • Dry to the touch in 1 hour and cures in 3 days |

| Lifeline Ultra-2 Quantities | |
|------------------------------------|--|
| 5 gal (50 lb) pail | |
| 1 gal (10 lb) | |



| LIFELINE ULTRA-2 Coverage Rate per Gallon | |
|--|----------------------------|
| First Coat | 350-450 square feet |
| Second Coat | 600-800 square feet |